


ELEC 1020 LAB 7:

Video Shooting and Editing with Storyboard



Scoring Rubric For the Labs

max. 4 (100%) out of 4	4 (100%) Exceeds Standard	2 (50%) Meets Standard	1 (25%) Approaches Standard	0 (0%) Fails
Evaluation of your production in terms of design and technical effectiveness	On top of the standard deliverables, students showed unusual insight, complexity, originality, or creativity with their message or choice of an art form or medium to express it.	Students completed ALL required messages and reproduced the expected art form or medium.	Students partially completed the required messages and reproduced the expected art form or medium.	Students FAILED to complete any required messages and reproduced the expected art form or medium.
	Work shows rich evidence that student researched his/her OWN ideas, art form, and the techniques of his/her art form.	Work shows full evidence that students completed the required ideas, art form, and the techniques of art form expected.	Work shows partial evidence that students completed some required ideas, art form, and the techniques of art form expected.	Work shows NO evidence that students completed any required ideas, art form, and the techniques of art form expected.

Outcomes of this lab

- Create a storyboard (at least 2x2)
- Shoot your footage based on your storyboard
- Create a Zach King's style video


Attention

1. The Zach King's style video can be an existing one
2. Use smartphone cameras to shoot and produce suitable footage before editing (3 ppl a group).
3. Example:

<https://www.youtube.com/watch?v=kRDsTHVj6oc>

Recall - Storytelling by video

Storytelling



1. Flow through your story before your production
2. Design principles

Recall - Digital video editing






Non-linear editing

- Video shots (frames) are edited with software (e.g., Premiere)
- Flexible manner to make changes to any frame
- Refer a particular frame (shot) by its display time hh:mm:ss



Zach King's style video

- Watch a reference of Zach King's video carefully
 - <https://www.youtube.com/watch?v=kRDsTHVj6oc>
- identify 1 or 2 simple story idea that uses skillful editing techniques only



Basic Task (3 ppl a group)

Zach King's style video

- Create a storyboard ($\geq 2 \times 2$) for a ~10 sec Zach King's style video
- Prepare your scripts and acting to refine storyboard before shooting. Make sure that it is possible
- Post your storyboard to the Facebook
- Tell TAs your idea before creating the storyboard

Creative Task (3 ppl. a group)

Zach King's style video

1. Use all editing techniques with design principles to create your own footages
2. Post a YouTube link to Course Facebook
3. 20% for not using our course YouTube account or late (-40% for both)
4. Deadline
 - Session 1 deadline: 10 April NOON
 - Sessions 2/3 deadline: 11 April NOON

Bonus Task (3 ppl a group)

Crowd accelerated production

1. Edit any one of the selected videos ([link](#)) for NGO by following requirement (2% of the course):
 - add: 1) NGO info, 2) Logo, 3) <40 sec
 - enhance at least 2 improvement below:
 - 1) Voice over, 2) Transitions/effects, 3) Subtitles, 4) Sound effects
2. Grading/Criteria
 - how good you address comments by Ms Rufina Wong and Prof. James She during the lecture
 - your designs skill based on design principles
3. Deadline
 - Session 1 deadline: 13 April NOON
 - Sessions 2/3 deadline: 14 April NOON

Post a YouTube Link to Facebook

- Account name: elec1020.2016spring@gmail.com
- Password: elec1020issofun
- Post with IDs of your group members
- -20% if you do not